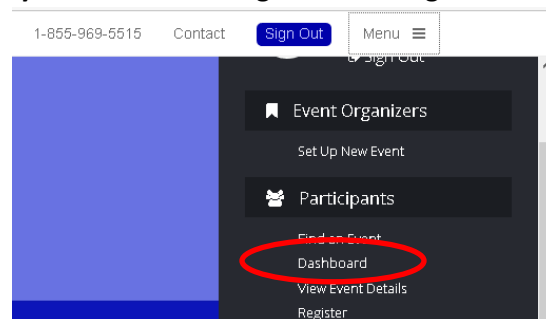
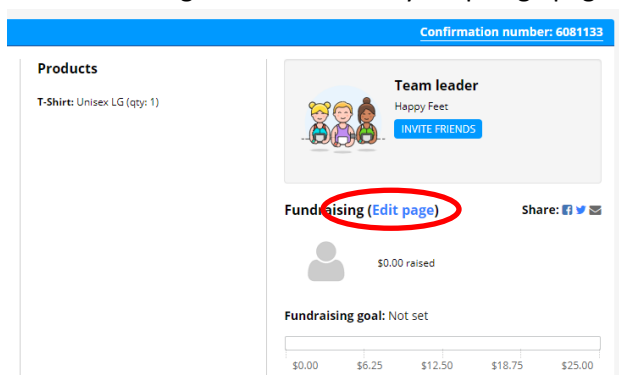




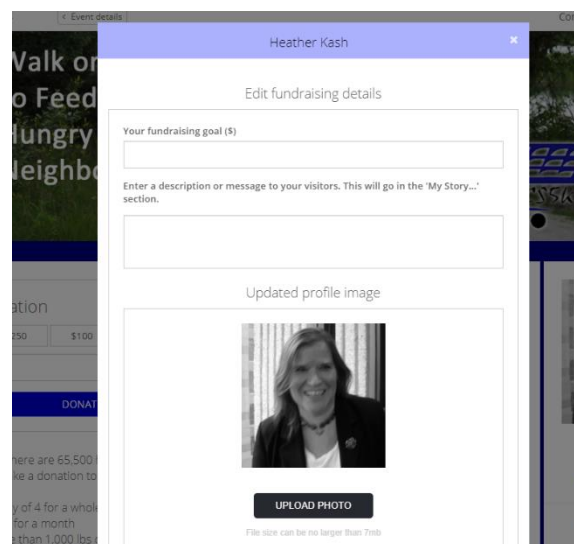
Personalize your pledge page!

Customizing your personal and team pledge pages on the *Shopping Cart Shuffle* site really helps to tell your story! Many people may not read the whole email or social media post, and this is your last chance to get the message across and to maximize potential donations.

- 1). To get to your fundraising page, click on the “Menu” button and select “Dashboard”.
- 2). Scroll to bottom of page to find your pledge page information. Select “Edit Page” to View & Edit your pledge page.



- 3). **SET A GOAL.** Make it a ‘stretch’ goal but not so high that people won’t think you’ll hit it. You can always change your goal later!
- 4). **ADD A PHOTO.** This will make your page more personal.
- 5). **TELL YOUR STORY.** Write a personal message that talks about why you are involved, or use the sample message that is already on your page. See the Fundraising Tips page for additional messaging ideas.



Finally, **SHARE YOUR PAGE to raise donations.** Post a link on Social Media; e-mail to your friends and family!

Need help with your fundraising page? Contact Heather Kash, Development Director at 630.923.5197 or at Heather@NeighborhoodFP.org.

THANK YOU for your dedication to feeding our hungry neighbors!!!